

THERMAL DYNAMICS

CUTMASTER® TRUE™ SERIES 82

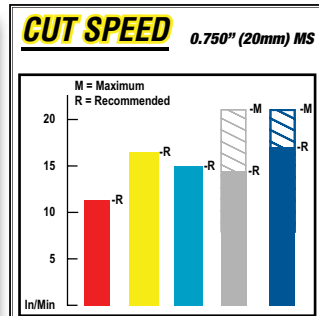
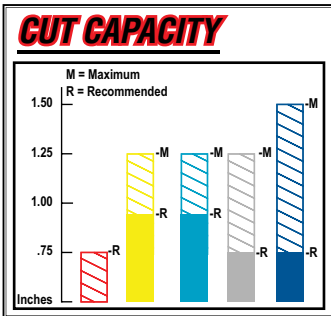



The CUTMASTER 82 weighs in at a mere 43 lbs. (19.5 kg) almost 50% less than its leading competitor, while still offering superior cutting power.

Don't let the size of this unit fool you, it's more than capable of cutting 3/4" (20mm) with a maximum capability of 1 1/2" (40mm). This unit, like all other TRUE CUTMASTERS, is equipped with the 1Torch®.

Applications include:

- Heavy Fabrication
- Manufacturing
- Contractors



Graph Key ■ Competitor A ■ Competitor C ■ TD
■ Competitor B ■ Competitor D



CUTMASTER
TRUE SERIES

82

RECOMMENDED CUT
3/4"

MAXIMUM CUT
1 1/2"

100%
MORE PUNCH
WHEN YOU NEED IT.

Max Amperage Output - (Amps)	80
Output Power - (Kw)	9
Recommended Cut - Inches (mm)	0.750 (20)
Max Cut - Inches (mm)	1.500 (40)
Pierce Rating - Inches (mm)	0.625 (15)
Input Voltage - (Volts, Phase, Hz)	<ul style="list-style-type: none"> • 208/230 - 460 • 1/3 Phase 50/60Hz • 400V 3 Phase 50Hz • 600V 3 Phase 50/60Hz
Duty Cycle (@40°C)	40% @ 80A, 60% @ 65A 100% @ 55A
Dimensions (H x W x L) Inches (mm)	15 x 12 x 24 (381 x 305 x 610)
Weight - lbs (kg)	43 (19.5)
Torch Model	SL60 Hand SL100 Mech & Auto
Air Pressure - psi (bar)	70 (4.8)
Flow - Cfm (l/m)	6.7 (189)
Warranty (Unit/Torch) Parts and Labor	4/1