


Roust-A-Bout

*The versatile lift that makes
one man a crew!*

- 3 Lifts 1,500 lb (680 Kg)
- 3 15, 18 and 25 foot heights (4.6, 5.5 and 7.6 m)
- 3 Moves vertically and horizontally
- 3 2 Winches: operate load and mast elevation separately
- 3 2-Speed Load winches
- 3 Infinite load height adjustment
- 3 Ideal for job or shop

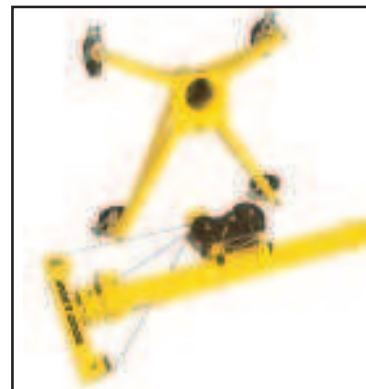


The Sumner Roust-A-Bout enables one man to lift and place loads in tight locations that would be impossible with other lifts. The flexible Roust-A-Bout not only makes the job possible... it can pay for itself in days by reducing job time!

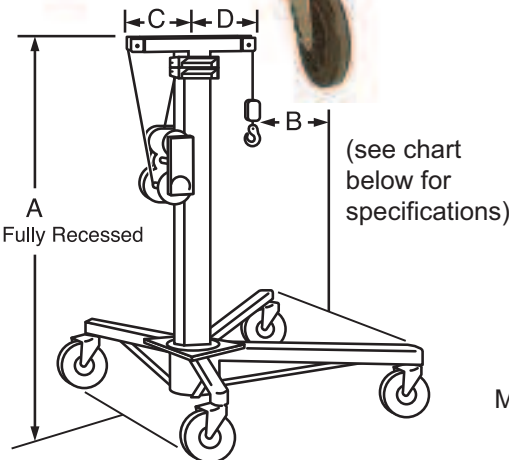
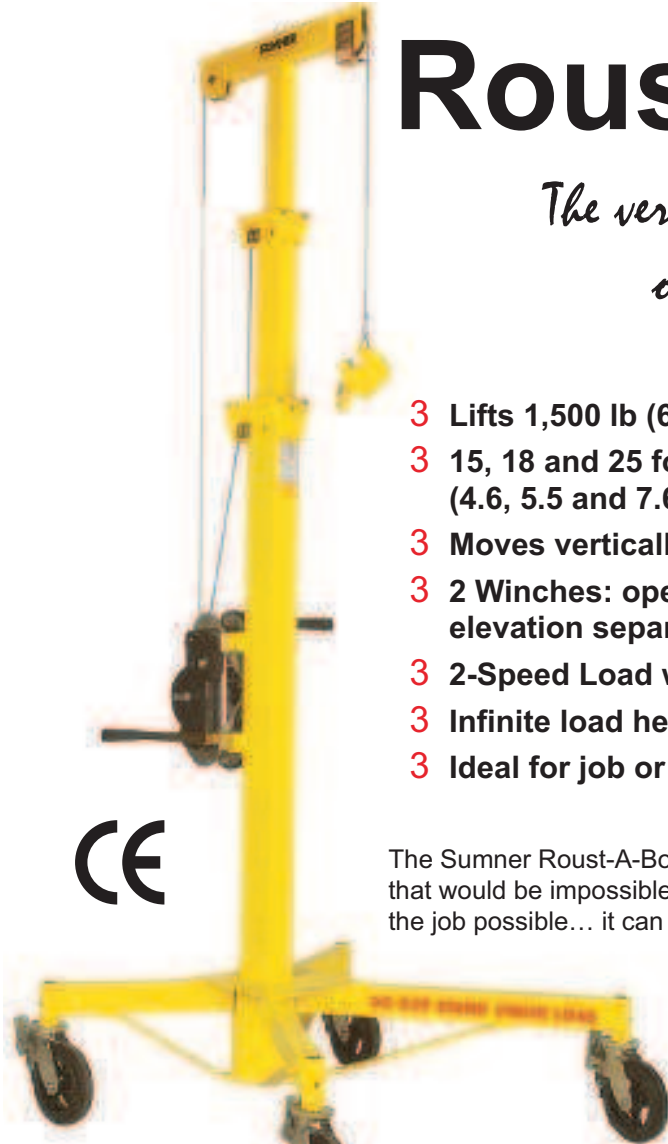
This dependable lift can raise a 1,500 lb load up to 25 feet in minutes. In addition, large 8" (20.3 cm) casters permit a fully loaded Roust-A-Bout to position pipe or beams with ease.

Wider loads up to 1,000 lb (455 Kg) can be handled with the addition of Sumner's Tee Head Extension Bar.

The Roust-A-Bout eliminates the need for come alongs, scaffolds, monorails and swing booms.



Mast and base sections separate quickly for ease of transportation and storage



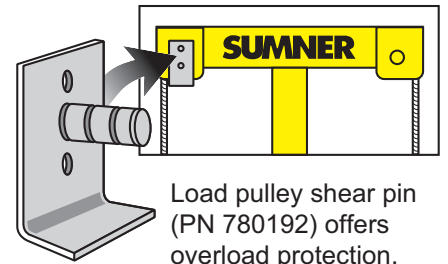
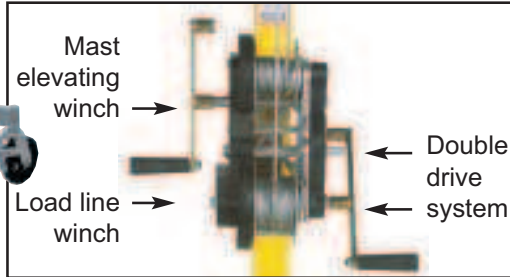
Part No.	Description	Weight		A		B		C/D		Base		Max. Height	
		Lb	Kg	inch	cm	inch	cm	inch	cm	inch	cm	feet	meters
780300	R-100 Roust-A-Bout 15' Top Height	311	140	79	200	20	50	12	30	32 x 40	80 x 100	15	4.6
780301	R-150 Roust-A-Bout 15' Top Height	311	140	79	200	20	50	12	30	40 x 40	100 x 100	15	4.6
780302	R-180 Roust-A-Bout 18' Top Height	337	153	126	320	25	63	14.5	36	50 x 50	125 x 125	18	5.5
780303	R-250 Roust-A-Bout 25' Top Height	381	170	119	302	30	75	17.5	44	60 x 60	150 x 150	25	7.6

SUMNER®

Now available
in optional
galvanized
finish!




Two Winch System



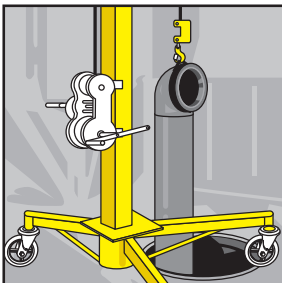
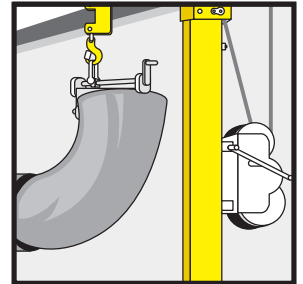
Load pulley shear pin (PN 780192) offers overload protection. Each Roust-A-Bout comes with a spare for quick, in-field resetting.

The Roust-A-Bout tackles the tough jobs:



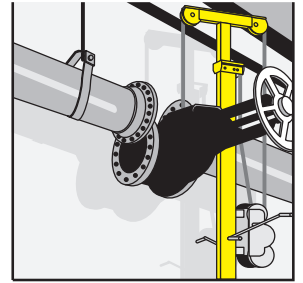
The Roust-A-Bout operates in tight areas that are inaccessible for other lifts.

Used in combination with Sumner's Adjust-A-Fit, the Roust-A-Bout can maneuver awkward objects for easy placement.



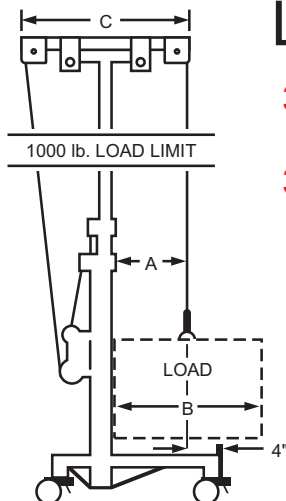
Loads can be lowered below floor level with the Roust-A-Bout's unique design.

One man can position objects weighing 1,500 lb (680 Kg) with infinite accuracy... up to 25 feet above!



Tee-Head Extension Bar

Lift wider loads with the Sumner Roust-A-



- 3 Expands the Roust-A-Bout for handling bulky loads up to 1,000 lb (455 Kg)
- 3 Takes only minutes to attach or detach



Part No.	Description	Weight Lb Kg	A inch cm	B inch cm	C inch cm
780010	R-100/150 Tee-Head Extension Bar	21 9.5	22 55	43 108	48 120
780011	R-180 Tee-Head Extension Bar	24 11.0	29 73	58 145	63 158
780012	R-250 Tee-Head Extension Bar	33 15.0	37 93	73 183	78 195

Caution: Load center is moved to only 4" back of front casters, decreasing stability. Use carefully and only on bulky loads up to 1,000 lb/455 kg.